



Computershare

RELEASE NOTES

April 2025



## 1. **Introduction**

[1.1 Release schedule](#)

## 2. **Participant Experience**

[2.1 Participant Plan Holdings Statement improvements](#)

[2.2 Ordinary income on ESPP and 423\(b\) holdings](#)

[2.3 EquateMobile – Date fields selector](#)

[2.4 EquateMobile – Exercise and Hold bank detail display](#)

[2.5 EquateMobile – Brokerage account entry](#)

## 3. **Corporate Experience**

[3.1 EquateInsights – Reporting Solutions](#)

[3.2 EquateInsights – Date Types](#)

[3.3 EquateInsights – Date Picker](#)



## 1.1 Release Schedule

This document details system enhancements to EquatePlus and our other offerings taking place in the coming weeks.

While certain features are not available to all system users, the improvements will benefit plan participants, corporate plan administrators and Computershare users.

If you have any questions related to the new features, functionality, or information outlined in this document, please contact your relationship manager.

Offering	Release #	Date	System Availability
EquatePlus*	68	<b>Start:</b> 26 April 2025 @ 07:00 CET <b>End:</b> 27 April 2025 @ 17:00 CET	EquatePlus, EquateMobile, EquateAPI and EquateInsights unavailable

Offering	Release #	Date	System Availability
EquateMobile	3.22	28 April 2025	No impact
EquateAPI	2.6	30 April 2025	No impact
EquateInsights	1.0.11	28 April 2025	EquateInsights unavailable

\*During the scheduled downtime of EquatePlus, users attempting to access the system will be presented with the system unavailable message in their preferred language.

A man with a beard and glasses is sitting at a desk, working on a laptop. He is wearing a dark grey t-shirt. The background shows a living room with a sofa and a window. A purple banner with the text "Participant Experience" is overlaid on the image. There are also purple arrowheads on the left and right sides of the banner.

## Participant Experience

## + 2. Participant Experience

The upcoming release includes the following enhancements for participants:

### 2.1 Participant Plan Holdings Statement improvements

Three key improvements have been made to the Participant Plan Holdings Statement (PHS):

- › Transaction grouping: for companies using the grouping display of cancellations and forfeitures across multiple allocations in the web interface, the statement now consolidates these transactions into a single entry too.
- › Plan order: for participants with allocations in multiple plans, these are now displayed in the same order as the plans in the web user interface.
- › Custom-translated transaction types on the web (e.g., “Consolidation”) are carried over onto the statement.

- ✓ Enhanced clarity and improved user experience leveraging the web interface’s grouping and ordering .
- ✓ Consistency in use of custom translations in the transactions section.

Transaction History

FILTER BY

All years ▼ All categories ▼

2024 (2)

Transaction Date	Instrument	Transaction Type	Quantity	Category	Status
Mar 5, 2024	967848738	Forfeiture	201.087683	Matching Shares	Executed
Mar 5, 2024	73307489	Forfeiture	5,000	Matching Shares	Executed

Illustration: grouping in the UI

Transactions

12 Feb 2024 - 12 Feb 2025

**Forfeiture**

Transaction Date	Plan	Instrument	Quantity
Mar 5, 2024	Global Sharematch Plan	Matching Shares	201.087683
Mar 5, 2024	Global Sharematch Plan	Matching Shares	5000

Illustration: grouping in the PHS

## + 2. Participant Experience

The upcoming release includes the following enhancements for participants:

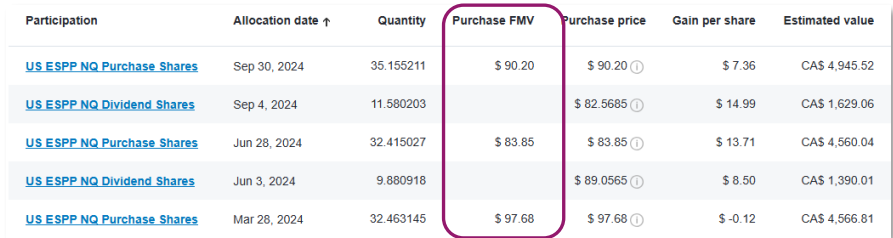
### 2.2 Ordinary income on ESPP and 423(b) holdings

“Ordinary income” is any income earned by an individual taxable at marginal tax rates in the US. Understanding what is ordinary income in relation to ESPP holdings, helps participants anticipate the tax impact, whether it is recognized at the time of purchase (for non-qualified ESPPs) or when the shares are sold (for qualified ESPPs).

The following information was added to the plan details screen to make it easier to calculate the ordinary income:

- > Purchase FMV
- > Purchase price (discounted price when applicable)

The change will be available with the release. It will appear automatically on the plan details screen for purchase plans where the FMV is captured at purchase and the details screen was not customized. If the display was customized, the additional details can be added upon request.



Participation	Allocation date ↑	Quantity	Purchase FMV	Purchase price	Gain per share	Estimated value
<a href="#">US ESPP NQ Purchase Shares</a>	Sep 30, 2024	35.155211	\$ 90.20	\$ 90.20 ⓘ	\$ 7.36	CAS 4,945.52
<a href="#">US ESPP NQ Dividend Shares</a>	Sep 4, 2024	11.580203		\$ 82.5685 ⓘ	\$ 14.99	CAS 1,629.06
<a href="#">US ESPP NQ Purchase Shares</a>	Jun 28, 2024	32.415027	\$ 83.85	\$ 83.85 ⓘ	\$ 13.71	CAS 4,560.04
<a href="#">US ESPP NQ Dividend Shares</a>	Jun 3, 2024	9.880918		\$ 89.0565 ⓘ	\$ 8.50	CAS 1,390.01
<a href="#">US ESPP NQ Purchase Shares</a>	Mar 28, 2024	32.463145	\$ 97.68	\$ 97.68 ⓘ	\$ -0.12	CAS 4,566.81

Illustration: Plan Details View showing Purchase Price FMV

✓ Improves ease of preparing an accurate tax filing for US participants.

## + 2. Participant Experience

The upcoming release includes the following enhancements for participants:

### 2.3 EquateMobile – Date fields selector

In EquateMobile, participants might be required to provide dates for various processes, which can include past or near-future dates. For example, they may need to confirm their birth date, set a date filter, or define a 'good till' date during a transaction entry.

To streamline the date selection process for participants, accommodating both past and near-future dates efficiently, the date selector style has been updated across the application to better suit these different needs:

- › For past dates: A three-wheel style date selector (day, month, year) is used, allowing participants to easily select each date element independently.
- › For near-future dates: A calendar view is used, displaying the current month and allowing easy navigation to the next month. This view also offers the weekday information to help the participant select the correct date.

- ✓ Improved user experience providing an intuitive and easy-to-use interface for selecting dates adapting to the different needs
- ✓ Reduced errors by offering a controlled way to input dates, preventing invalid date entries.

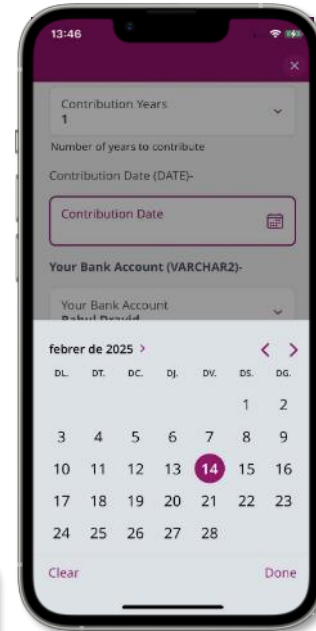


Illustration: calendar view for near-future date field

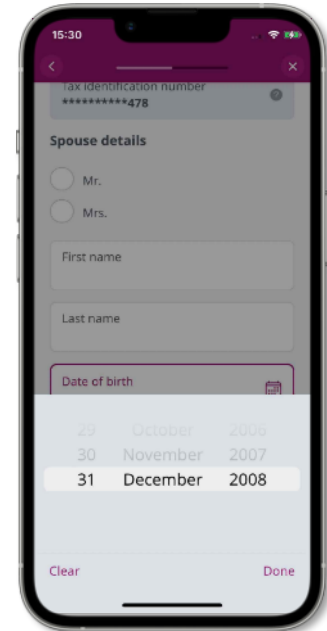


Illustration: three-wheel style for date of birth field

## + 2. Participant Experience

The upcoming release includes the following enhancements for participants:

### 2.4 EquateMobile – Exercise and Hold bank detail display

To complete an Exercise and Hold transaction, participants need to send us the funds to cover the cost of the transaction (sum of applicable strike amount, taxes and fees).

Previously, participants could only view the bank account details for transferring funds during the order entry flow. Once the transaction had been completed, the bank account details were no longer available.

This information will now be accessible at any time on the transaction details page, ensuring participants can easily find and consult the bank details whenever needed.

This feature will be rolled out with the upcoming release and will be available to all Exercise and Hold transactions.

- ✓ Reduces support inquiries as bank details are readily available on the app.
- ✓ Increases the transaction processing speed given that participants can quickly find and use bank details.

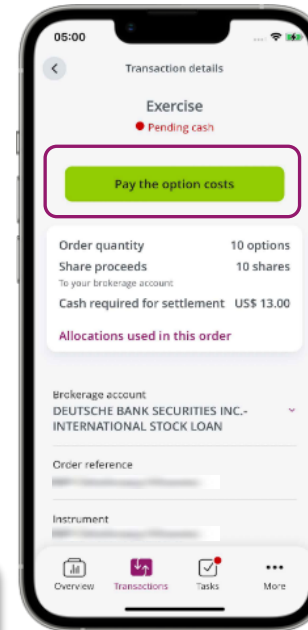


Illustration: “Pay the option costs” on transaction details page

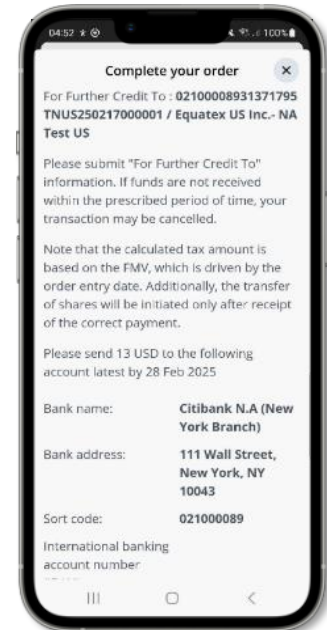


Illustration: Bank details for funds transfer

## + 2. Participant Experience

The upcoming release includes the following enhancements for participants:

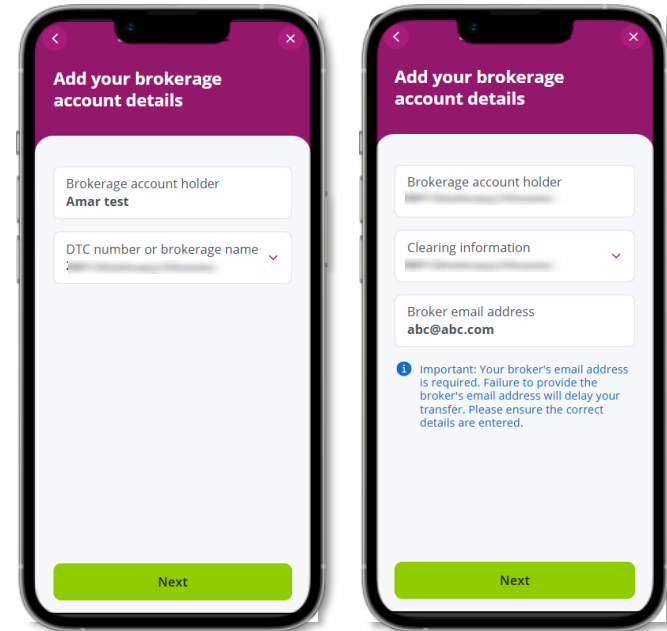
### 2.5 EquateMobile – Brokerage account entry

EquateMobile now supports various brokerage account setups to accommodate different regional standards and make it easier for participants to provide the information required.

Broker email remains a standard requirement, but DTC, clearing information, and SWIFT, are only shown if needed.

Note: while participants can only request a share transfer on EquatePlus, financial account entry and editing is supported on EquateMobile for both bank and brokerage accounts.

- ✓ Reduces risk of incorrect information and resulting transfer issues
- ✓ User-friendly account entry



Illustrations: brokerage account details step for different regions and broker countries

A group of five business professionals in a modern office setting, engaged in a conversation. A central green banner with white text and arrows is overlaid on the image. The background shows a large window with a view of greenery.

**Corporate Experience**



## 3. Corporate Experience

The below details some new features now available to you.

### 3.1 EquateInsights – Reporting Solutions

Several EquateInsights reports were enhanced to support the full transition from the legacy solution.

#### Balance report

- > Added participant organisation structure details.
- > Introduced five new detail levels that will allow users to easily view data grouped by dividend roll-up, participant participation, participant plan, participation and vehicle as well as plan and underlying vehicle levels.

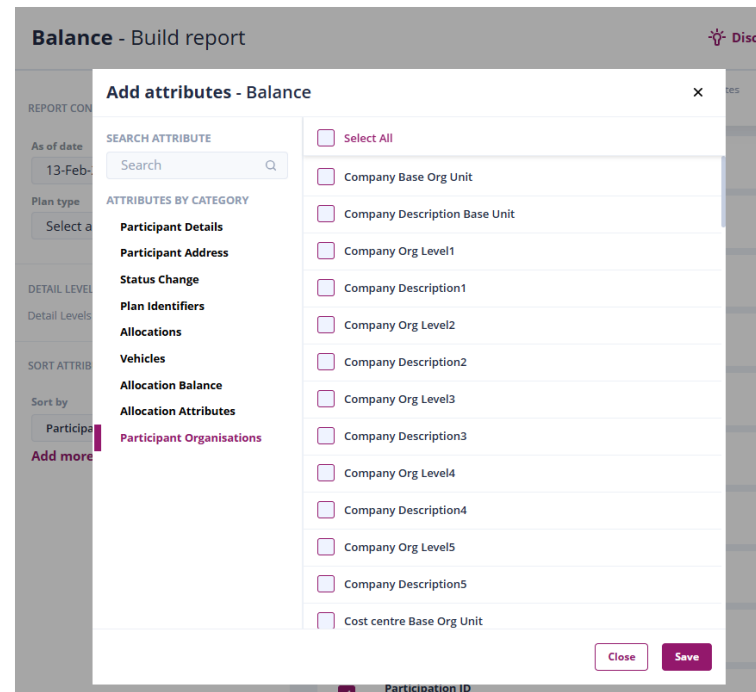


Illustration: Participant Organisation details in Balance report



## 3. Corporate Experience

The below details some new features now available to you.

### 3.1 EquateInsights – Reporting Solutions - Continued

#### Participant Details

- › Added details of participants, whose documentation might be incomplete.
- › Enhanced with two-factor authentication information.

The changes will automatically be distributed to the respective reports with the release of EquateInsights.

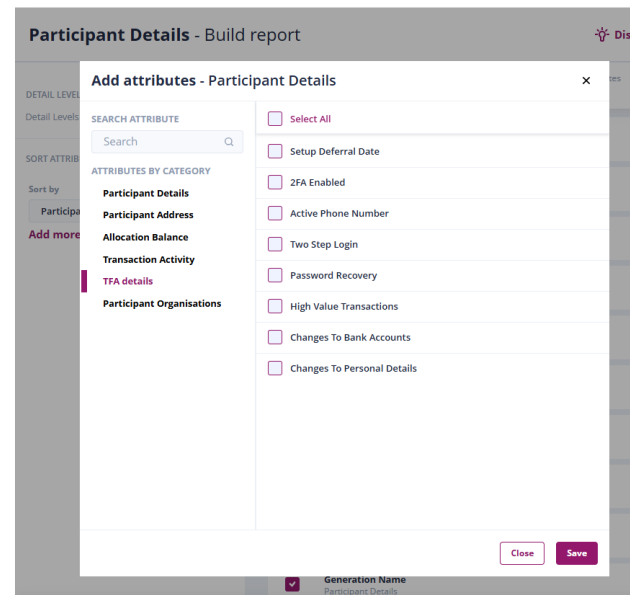


Illustration: Two-Factor Authentication details in Participant Details report

- ✓ Expands reporting capabilities of EquateInsights.
- ✓ Enables the transition from legacy reports.

The below details some new features now available to you.

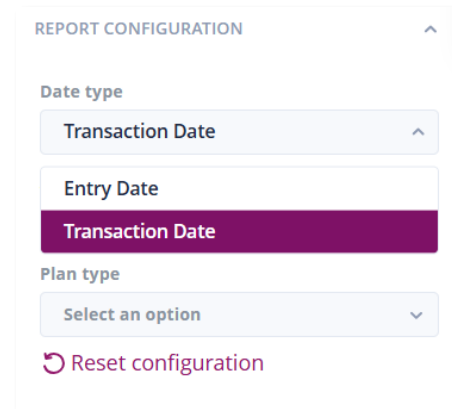
### 3.2 EquateInsights – Date Types

Standard reports have been enhanced with a new date configuration option, “Date Type”. This option allows you select which date to use when compiling the report.

For example, the Balance report is generated by default on Entry Date, which is the date when the record was entered into the database. Now, the same report can be requested at Transaction Date, which can change the results of the report. The available date type options are aligned with the context and needs of each report.

This feature expands the usability of standard reports by enabling further refinement and filtering to meet specific needs.

It will be available with the upcoming release of EquateInsights.



The screenshot shows a 'REPORT CONFIGURATION' dialog box with a title bar and a close button. It contains two sections: 'Date type' and 'Plan type'. The 'Date type' section has a dropdown menu with three options: 'Transaction Date', 'Entry Date', and 'Transaction Date'. The 'Transaction Date' option is currently selected and highlighted in purple. The 'Plan type' section has a dropdown menu with the text 'Select an option' and a downward arrow. Below the dropdowns is a 'Reset configuration' button with a circular arrow icon.

Illustration: Date type selector

✓ Provides further flexibility in configuring the report.

The below details some new features now available to you.

### 3.3 EquateInsights – Date Picker

The date picker on EquateInsights is the filter section in the report configuration that allows slicing the report for a specific timeframe.

A new date picker was introduced to further improve the ease of use and report configuration capabilities.

The new date picker:

- › Is context specific. A report that extracts data for a future-looking period, like Future Vesting, will show dynamic options that are relevant for the specific report (Tomorrow, End Of Current Month, etc.).
- › Provides specially selected options, driven by best usage.
- › Is designed to be more intuitive to use.

The change will go live with the release.

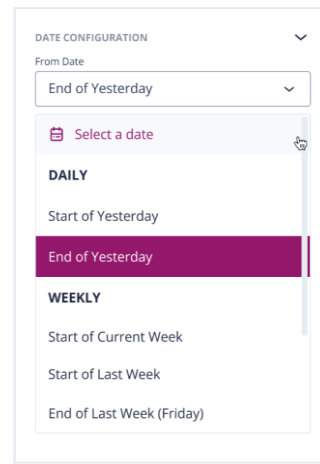


Illustration: Dynamic date selection

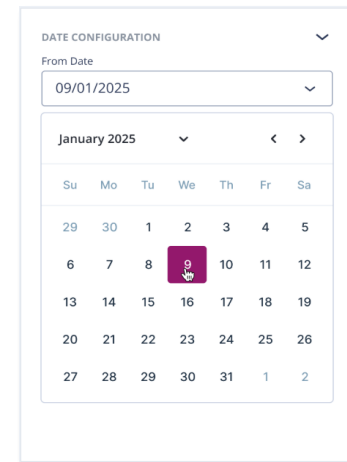


Illustration: Calendar date selection

✓ Saves time and effort to identify and select the desired date period.

© **Computershare 2025**

The information in this document and in any oral presentations made by Computershare is confidential to Computershare and should not be disclosed, used, or duplicated in whole or in part for any purpose other than evaluation for the purposes of this review document. In no circumstances may any of the information contained in this document or in any of the oral presentations be made available to competitors of Computershare. If an engagement is awarded to Computershare, the right to duplicate, use, or disclose such information will be such as may be agreed in the resulting engagement contract.

The information and pricing data submitted by Computershare is non-binding and for evaluation purposes only and is subject to adjustment or modification by Computershare after its review, due diligence of the yet unknown final client, consideration, and negotiation of the terms and conditions of a definitive final contract.

Computershare Investor Services PLC is authorised and regulated by the Financial Conduct Authority.

Computershare Investor Services PLC is registered in England & Wales, Company No. 3498808, Registered Office: The Pavilions, Bridgwater Road, Bristol BS13 8AE.

Computershare Investor Services (Ireland) Limited (registered in Ireland, Company No. 239353, Registered Office: Unit 3100, Lake Drive, Citywest Business Campus, Dublin 24, D24AK82, authorised and regulated by the Central Bank of Ireland).