

MARKET ANNOUNCEMENT

Date:	2 May 2023
To:	Australian Securities Exchange
Subject:	Macquarie Australia Conference 2023

Attached is a presentation to be delivered at today's investor conference.

For further information contact:

Michael Brown
Investor Relations
Ph +61 (0) 400 24 8080
michael.brown@computershare.com.au

This announcement was authorised to be given to the ASX by the Group CEO.

For more information, visit www.computershare.com

MARKET ANNOUNCEMENT

MACQUARIE AUSTRALIA CONFERENCE

2 May 2023

Stuart Irving, Chief Executive Officer and President

Nick Oldfield, Chief Financial Officer

CERTAINTY

INGENUITY

ADVANTAGE



Key Messages



Integrated business model

Delivering earnings growth and resiliency through the cycle



Strategy to higher quality earnings

Focus on simplifying the portfolio



Strategy to more consistent earnings

Hedging Margin Income – program underway to lock in
~\$300m p.a. through to FY30



Navigating 2H23 conditions

Performing in market volatility – guidance affirmed



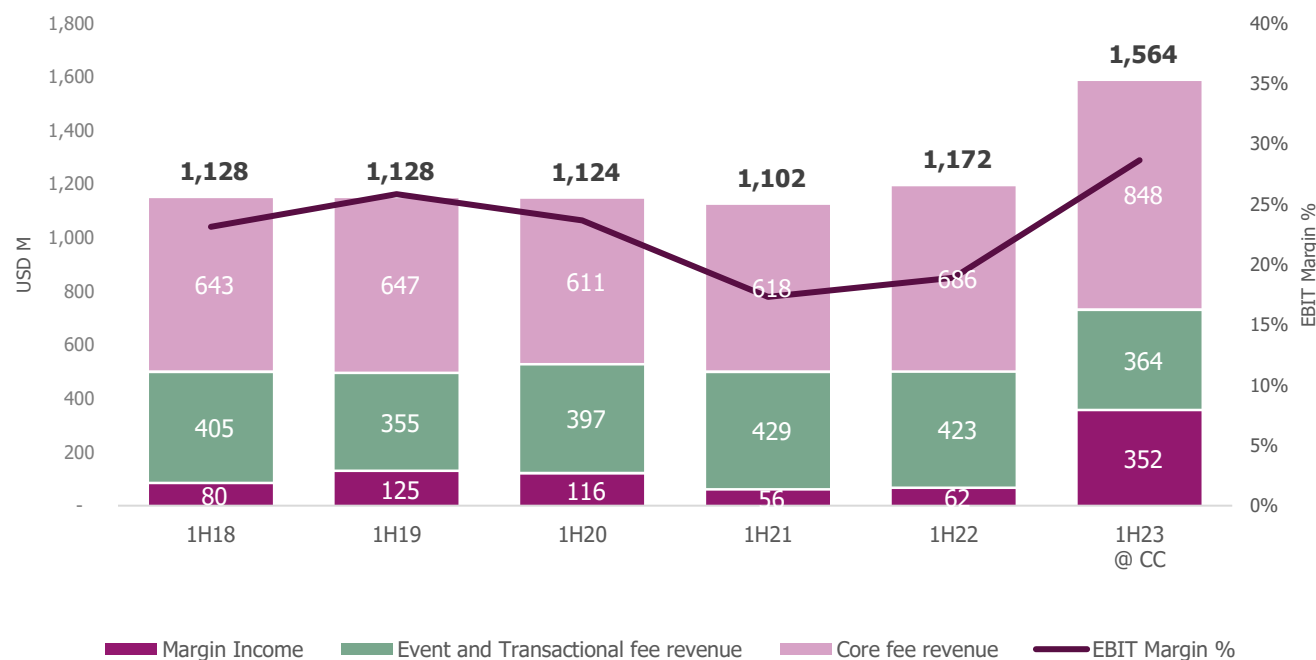
Strong free cash flow

\$2billion+ balance sheet capacity for future capital deployment

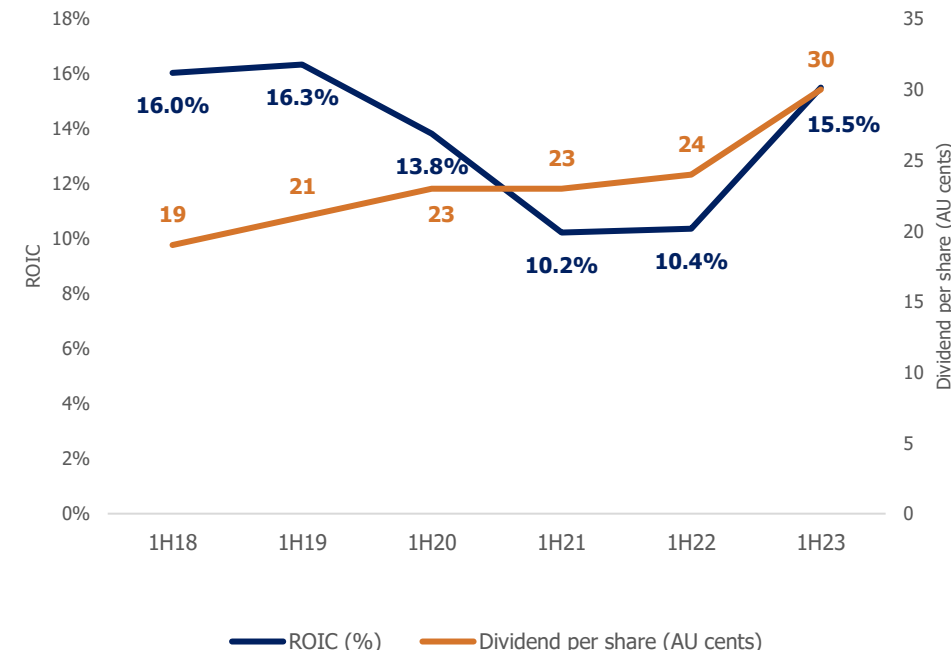
Computershare's integrated business model

Portfolio of recurring core fees, cyclical event, transaction based revenues and margin income provides strong earnings growth

Total Revenue and EBIT margin



ROIC and Dividend Per Share



Revenue definitions

- > Event based businesses include Corporate Actions, Stakeholder Relationship Management, Bankruptcy and Class Actions
- > Transactional revenue fees are inclusive of Registry Maintenance (holder/broker paid), Plans transactional fees, US Mortgage Servicing (servicing related fees and other fees).
- > Core fee revenues are inclusive of Register Maintenance (Issuer paid), Governance Services, UK and US Mortgage Servicing (base servicing), Plans & Vouchers (excluding Plans transactional), Corporate Trust including CCT, CCS & Utilities and Corporate and Technology Revenue. 1H18 and 1H19 includes Karvy; 1H22 includes 2 months of CCT.

Simplifying Computershare to high quality, global growth businesses

Execution underway

Core businesses

Issuer Services

Register maintenance, corporate actions, stakeholder relationship management, corporate governance services

Corporate Trust

Trust and agency services in connection with the administration of debt securities

Employee Share Plans

Administration and related services for employee share and option plans

Managed businesses

Mortgage Services Claims Administration + others

Mortgage administration and related loan services.
Rental Deposit services
Class Action and Bankruptcy Claims administration
Digital design and print and mail services for internal and external clients

Key statistics

25,000+

Clients

38.0m

Shareholder accounts

161.9k

Entities under management

\$218bn

Employee Share Plan Assets under administration

\$5.2tn

Debt under administration

\$78bn

Client balances under management

\$144bn

Mortgage Services UPB

Strategy to drive higher quality earnings

Core business growth engines underpin a simpler Computershare

Core businesses characterized by strong market positions, high barriers to entry, deep moats, proprietary technologies, recurring fee revenues and attractive margins through the cycle

1H23 Actuals (\$m)	Core	Manage	Group
Management revenue	1,142.2	422.0	1,564.2
Growth	54%	-1%	34%
Revenue excl MI	847.0	365.1	1,212.1
Growth	20%	-9%	9%
EBIT	441.8	6.0	447.8
EBIT margin	39%	1%	29%
EBIT excl MI	146.6	(50.9)	95.7
EBIT excl MI margin	17%	-14%	8%

1H23 is translated at the 1H22 YTD average fx rate. Growth is vs. pcj in constant currency.



Optimising portfolio towards higher valued earnings streams

- recurring revenues
- structural underlying growth trends
- continuing to invest for business improvement



Claims Business (Class Actions and Bankruptcy) sale completed yesterday

Process ongoing to divest UK Mortgage Business

Evaluating additional disposal opportunities



Balanced approach in core businesses to generate long term earnings growth through recurring fee income and Margin Income

Margin Income to be c. \$800m this year

Lower expected balances reduce FY24 expectations to c \$860m

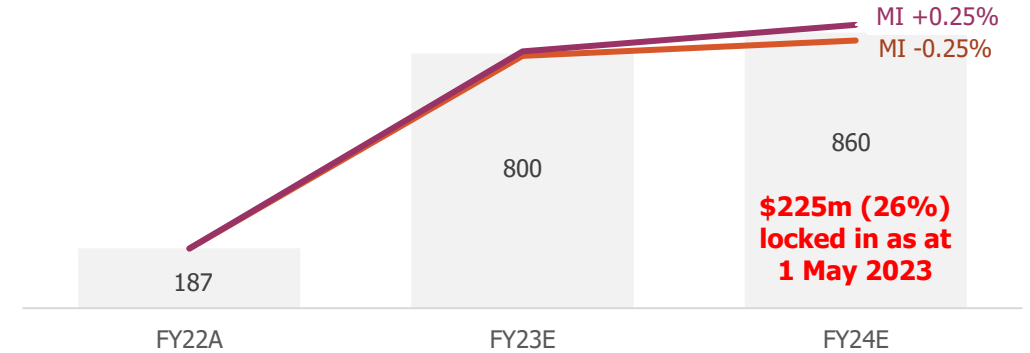
	FY23E Avg Client Balances (\$bn)	FY23E Avg Weighted Yield (%)	FY23E MI Outlook (\$m)	FY24E Avg Client Balances (\$bn)	FY24E Avg Weighted Yield (%)	FY24E MI Outlook (\$m)
Exposed: Non-hedged	14.5	3.44% ↑	500	9.6	4.56% ↑	438
Exposed: Hedged	7.4	2.58% ↑	191	9.3	2.92% ↑	272
Exposed	21.9 ↓	3.16% ↑	692	18.9 ↓	3.75% →	710
Non-Exposed	13.1	0.83% →	108	12.8	1.17% ↓	150
Total	35.1	2.28% ↑	800	31.7	2.71% ↓	860

Arrows above indicate comparison of Margin Income yields and balances against February Half Year FY23 Results Disclosure.

	Cash rate assumptions		FY23 Exposed non-hedged Balances (\$bn)	FY24 Exposed non-hedged Balances (\$bn)
	FY23 Q4	FY24		
USD	5.04%	4.56%	10.1	6.4
AUD	3.61%	3.34%	0.4	0.3
GBP	4.31%	4.33%	2.1	1.4
CAD	4.43%	3.83%	1.4	1.1
Other			0.6	0.3
Weighted Avg	4.85%	4.43%	14.5	9.6

Cash rate is average of daily market implied rates. Source: Bloomberg – World Interest Rate Probability at 20th April 2023

Margin Income - Actual and Projection (\$m)

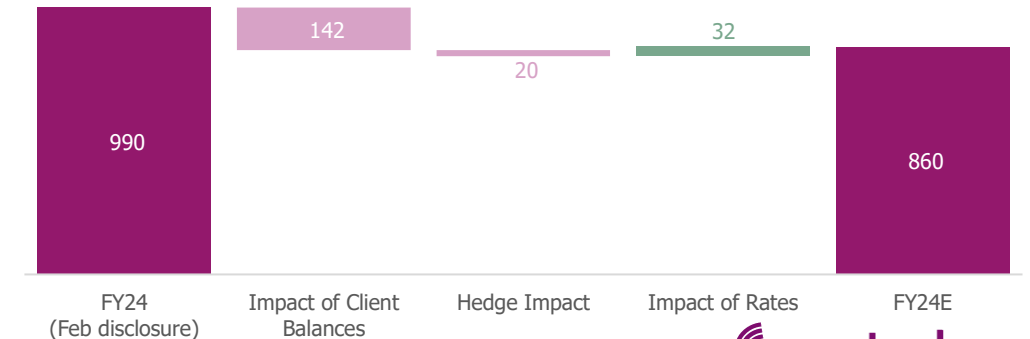


FY24 Margin Income Projection

- > If rates moved by 25 bps (+/-) in FY23, the Q4 delta to Margin Income is roughly \$6.8m. If rates moved by 25 bps (+/-) in FY24, the delta to Margin Income is roughly \$25m per annum vs. Base case (colored lines). This assumes movements in short term floating rates impact entire non-hedged exposed balances and no impact to payout rates or other factors.
- > Margin Income and balances translated at FY22 June average FX rates.

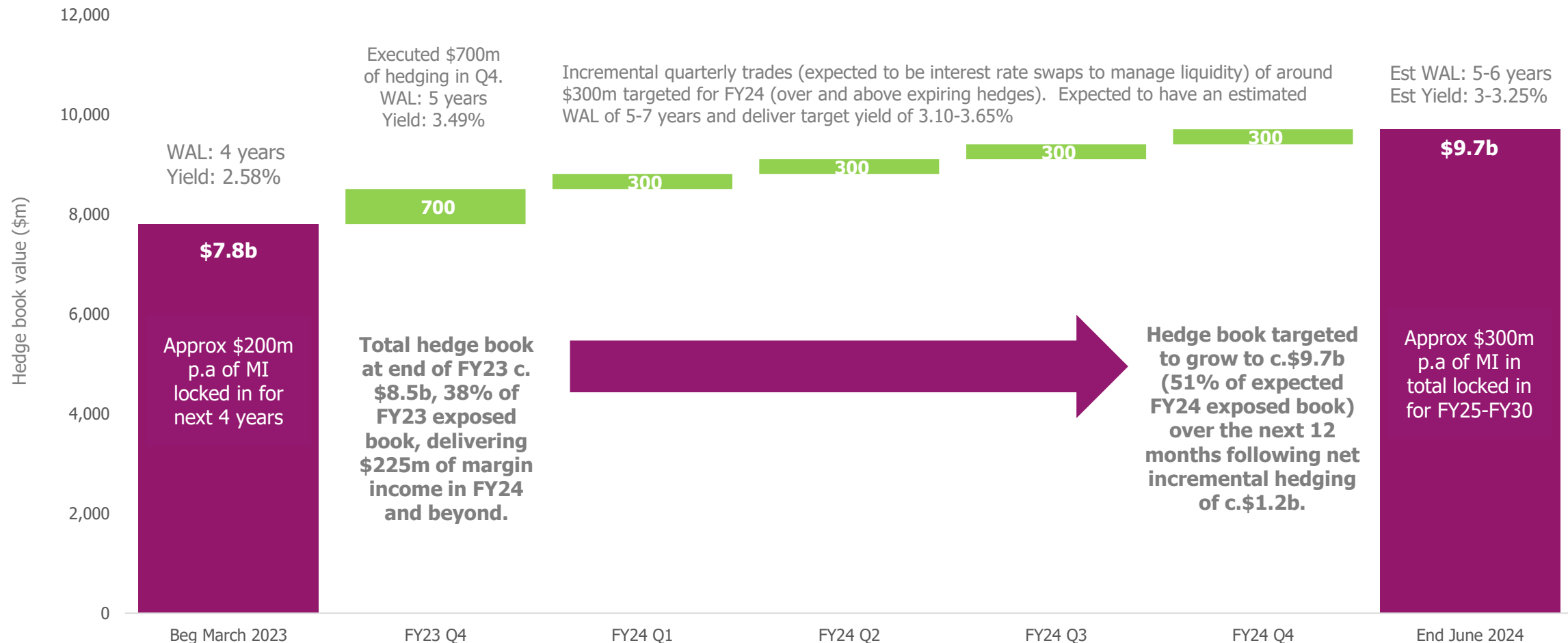
E = estimated

FY24 Margin Income Bridge (\$m)



Strategy to deliver long term consistent margin income

\$225m locked in for FY24, targeting c.\$300m per annum from FY25 to FY30



WAL = Weighted Average Life of the hedge book.

Performing through market volatility in 2H23

Continuing to execute, getting on with the job

Managing through banking confidence crisis

- Deposit counterparty policy protected balances
- No US regional bank exposure that wasn't client directed, Government insured or collateralized
- Saw some redirection of balances to money market funds (MMFs) at height of crisis
- General market outflows to MMFs has helped support global bank deposit appetite

Volatility continues to impact some client events in 2H

- Deferred large Proxy projects
- Deferred Corporate Actions, with associated balance impact
- Cost of capital weighing on M&A volumes, deferred IPOs
- Rate uncertainty delaying securitizations, with associated balance impact

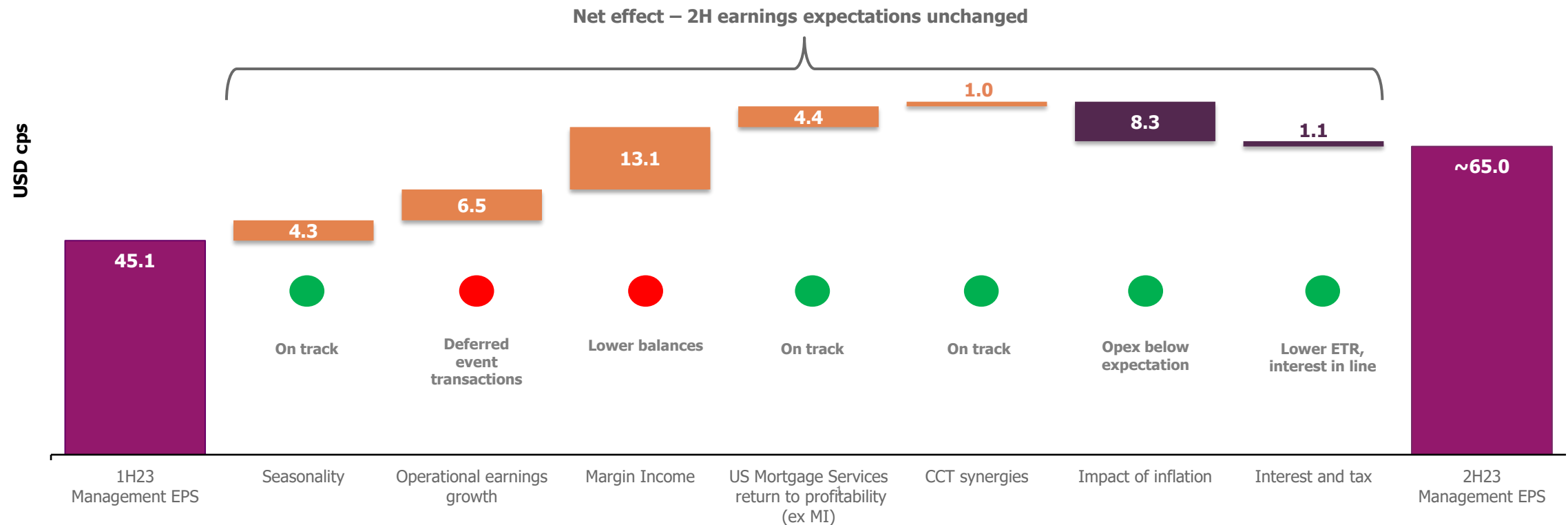
Positive offsets in 2H

- Employee Plans Trading performing ahead of plan
- Growth continues in Governance Services
- Rate outlook has been mixed but current interest rate curves similar to the half year
- Inflationary pressures easing and operating expense lower than anticipated through active cost control

FY23 guidance - affirmed

Management EPS expected to be up around 90%

1H23 to 2H23 Management EPS bridge



● Tracking behind February expectations ● Tracking in line with or ahead of February expectations

Earnings drive strong cashflows – c.\$2b+ of balance sheet capacity

Substantial capital deployment options to drive future growth

Capital allocation priorities



Maintain investment grade credit rating



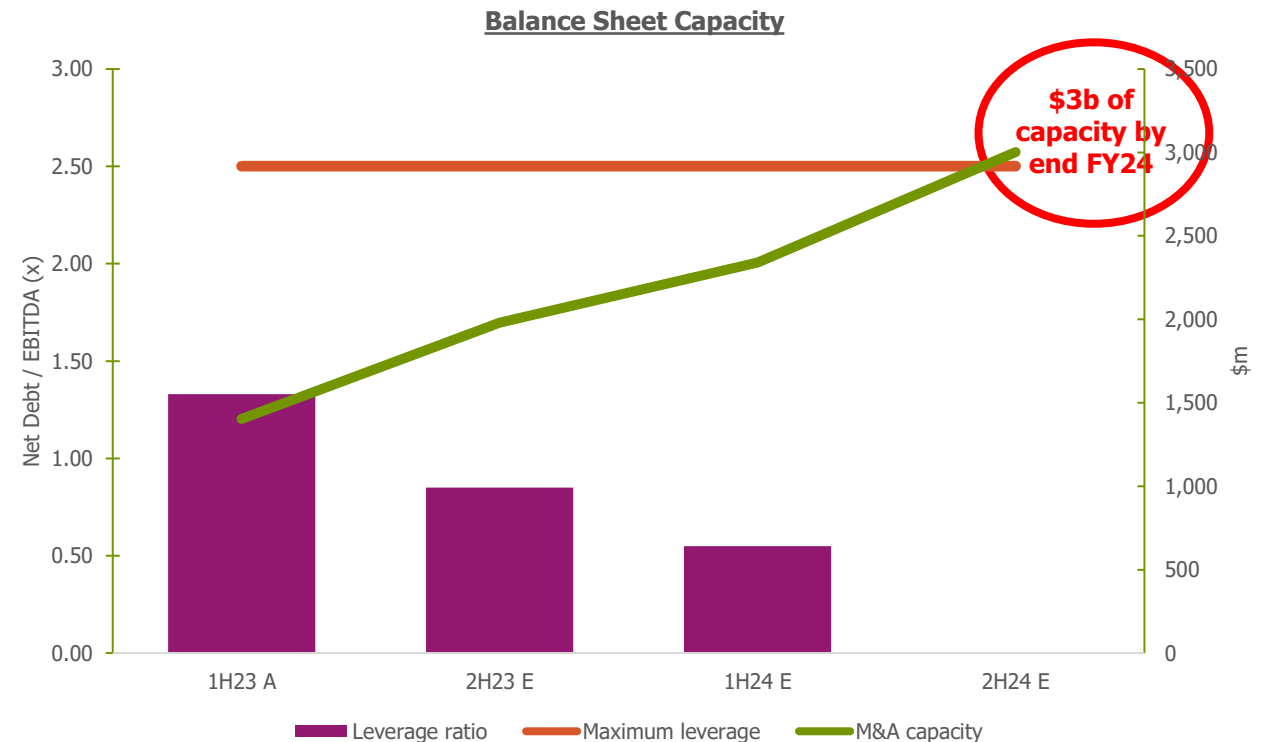
Continue to invest and improve core technology to drive business improvement



Active pipeline of M&A opportunities across the core business. \$2bn+ acquisition capacity available



Return surplus capital to shareholders through dividends and buyback



Scenario assumes EBITDA c. \$1.2b per year in FY23 and FY24. Maximum leverage reflects expectation that could go above target leverage zone of 1.75-2.25x Net Debt / EBITDA for a short-term period.

Execution priorities – getting it done, not being distracted

Executing our strategy to build strong, efficient core businesses with greater scale and leverage to positive growth trends and increased optionality



Complete transition and integration of CCT



Release capital in parts of managed portfolio



Investments in technology to drive core business improvement



Hedge up to 50% of exposed balances in FY24 – to lock in c.\$300m p.a of MI through to FY30



Disciplined capital deployment in M&A to supplement organic growth in core and return surplus capital to shareholders

Important notice

Summary information

- › This announcement contains summary information about Computershare and its activities current as at the date of this announcement.
- › This announcement is for information purposes only and is not a prospectus or product disclosure statement, financial product or investment advice or a recommendation to acquire Computershare's shares or other securities. It has been prepared without taking into account the objectives, financial situation or needs of a particular investor or a potential investor. Before making an investment decision, a prospective investor should consider the appropriateness of this information having regard to his or her own objectives, financial situation and needs and seek specialist professional advice.

Financial data

- › Management results are used, along with other measures, to assess operating business performance. The company believes that exclusion of certain items permits better analysis of the Group's performance on a comparative basis and provides a better measure of underlying operating performance.
- › Management adjustments are made on the same basis as in prior years.
- › The non-IFRS financial information contained within this document has not been reviewed or audited in accordance with Australian Auditing Standards.
- › All amounts are in United States dollars, unless otherwise stated.

Past performance

- › Computershare's past performance, including past share price performance and financial information given in this announcement is given for illustrative purposes only and does not give an indication or guarantee of future performance.

Future performance and forward-looking statements

- › This announcement may contain forward-looking statements regarding Computershare's intent, belief or current expectations with respect to Computershare's business and operations, market conditions, results of operations and financial condition, specific provisions and risk management practices.
- › When used in this announcement, the words 'may', 'will', 'expect', 'intend', 'plan', 'estimate', 'anticipate', 'believe', 'continue', 'should', 'could', 'objectives', 'outlook', 'guidance' and similar expressions, are intended to identify forward-looking statements. Indications of, and guidance on, plans, strategies, management objectives, sales, future earnings and financial performance are also forward-looking statements.
- › Forward-looking statements are provided as a general guide only and should not be relied upon as a guarantee of future performance. They involve known and unknown risks, uncertainties, contingencies, assumptions and other important factors that are outside the control of Computershare.
- › Actual results, performance or achievements may differ materially from those expressed or implied in such statements and any projections and assumptions on which these statements are based. Computershare makes no representation or undertaking that it will update or revise such statements.

Disclaimer

- › No representation or warranty, expressed or implied, is made as to the fairness, accuracy, completeness or correctness of the information, opinions and conclusions contained in this announcement. To the maximum extent permitted by law, none of Computershare or its related bodies corporate, or their respective directors, employees or agents, nor any other person accepts liability for any loss arising from the use of this announcement or its contents or otherwise arising in connection with it, including, without limitation, any liability from fault or negligence.

Not intended for foreign recipients

- › No part of this announcement is intended for recipients outside Australia. Accordingly, recipients represent and warrant that they are able to receive this announcement without contravention of any applicable legal or regulatory restrictions in the jurisdiction in which they reside or conduct business.